



SERVING  
SAFETY



**Mors Smitt Railway Technology**  
**Protection components**

Protection relays • Hall effect sensors







SERVING  
SAFETY

Mors Smitt Railway Technology

# Protection components



New solutions are co-designed with railway operators and contractors, creating ever safer railway networks

# Railway protection



In the international railway sector the main focus of performance, reliability & priority is given to the protection of rolling stock electrical equipment and infrastructure electrical installations ensuring no compromises for the safety of passengers.

Harsh environments such as extreme operating temperature, damp heat, vibration and shocks, fire and smoke standards, critical and safe operation of power equipment, braking and electrical distribution require high quality standard electrical protection devices.

## Protection relays

Mors Smitt maintenance and supply free protection relays offer stand-alone current and voltage monitoring for traction equipment as well as infrastructure. They are used for applications like voltage catenary, short circuit, overload and ground fault detection in traction power electronics or railway substations.

## Hall effect sensors

Mors Smitt hall effect closed loop sensors ensure high accuracy of voltage and current measuring in traction or substations power equipments for a full protection of the power equipment against power surges, overload, ground fault detection.

## Our experience

Mors Smitt offers customizable protection solutions, enhancing the safety and the performance of rail transportation. Not just our products and services but also our production sites are focused on environmental performance improvements by certifications according to the IRIS, ISO 9001:2008 and ISO 14001 standards.

The company strategy for the future is based upon further responsible development and expansion of its high quality components, responding to tomorrow's needs in the many current sectors it serves. It is based upon putting the skills and talents of its staff to work for company, clients and mankind. Keeping that part of the world's operation for which it plays a role, working successfully, without question and without failure.

**Safety functions. Reliability. Mors Smitt.**




# Protection relays

## Voltage and current protection relays

### Principle

With over 20 years experience in measurement for railway equipment, Mors Smitt has designed and manufactured detection and protection relays for railway onboard and trackside applications of currents, voltages and differential currents monitoring. PRA (current protection relays) and PRV (voltage protection relays) require no auxiliary power supply and provide commonly 1N/O +1N/C output relay contact.

Mors Smitt protection relays operate on an electromechanical magnetic circuit principle. Primary current or voltage create in the magnetic circuit a flux. A permanent magnet creates an opposite flux maintaining the contacts in rest position. As soon as the primary magnetic circuit flux is higher than the permanent magnet flux, the relay contacts trip. Adjustment of the position of the permanent magnet allows adjustment of the pick up value from 30% to 125 % of nominal value and adjustable drop out from 40% to 85% of pick-up value. Time delay can also be provided as an option. The mobile armature pivots without friction providing reliable operation and the permanent magnet ensures fast switching without intermediate position.



## Advantages

- This technology allows all current or voltage waveforms: direct, alternating and impulse currents or voltages
- No auxiliary supply needed, stand alone unit
- High galvanic isolation up to 12 kV
- High reliability and robustness, no friction of mobile armature, maintenance free device.
- Extreme high speed response
- Strong ability to withstand high overloads due to its magnetic circuit materials
- Adaptable to specific customer applications
- Operating temperature -50 °C...+70°C


## Applications

- Voltage: minimum, maximum, interval monitoring, differential voltage.
- Current: minimum, maximum, differential monitoring.


Traction main converters, auxiliary converters (lighting, air conditioning), battery chargers, power electronics, railway substations.

## Product range

### PRV - Voltage protection relays




### PRA - Current protection relays



# Product range

## PRV - Voltage protection relays

Onboard & trackside control cabinet mounting



## PRA - Current protection relays

Onboard & trackside control cabinet mounting



## Functions

The relays provide under, over, interval, differential voltage and current monitoring for the following applications:

- Catenary voltage detection.
- Overload, second side transformer short-circuit detection.
- Battery load shedding and charging current monitoring.
- 3 Phase motor pump and fan protection against phase loss, unbalance.
- Current monitoring in magnetic brake.
- Ground fault detection in the traction power equipment.

## High galvanic insulation

PRA and PRV relays withstand high overloads due to a very magnetic circuit materials and offer a high galvanic insulation up to 12 kV.

## Stand-alone

Protection relays are self powered from measuring circuit and do not require any auxiliary supply ensuring protection continuity.

## High reliability




Their technology is electromechanical, based on magnetic field tripping without friction of mobile armature. They offer extreme high speed response and withstand extreme temperatures -50 °C...+70 °C. 1 N/C + 1N/O output contacts are weld no transfer with rating a mechanical life of 100 million of operations.

## Maintenance free

Current and voltage protection relays are chassis or copper busbar mounted, in any positions. They do not required any specific maintenance.

# Overview

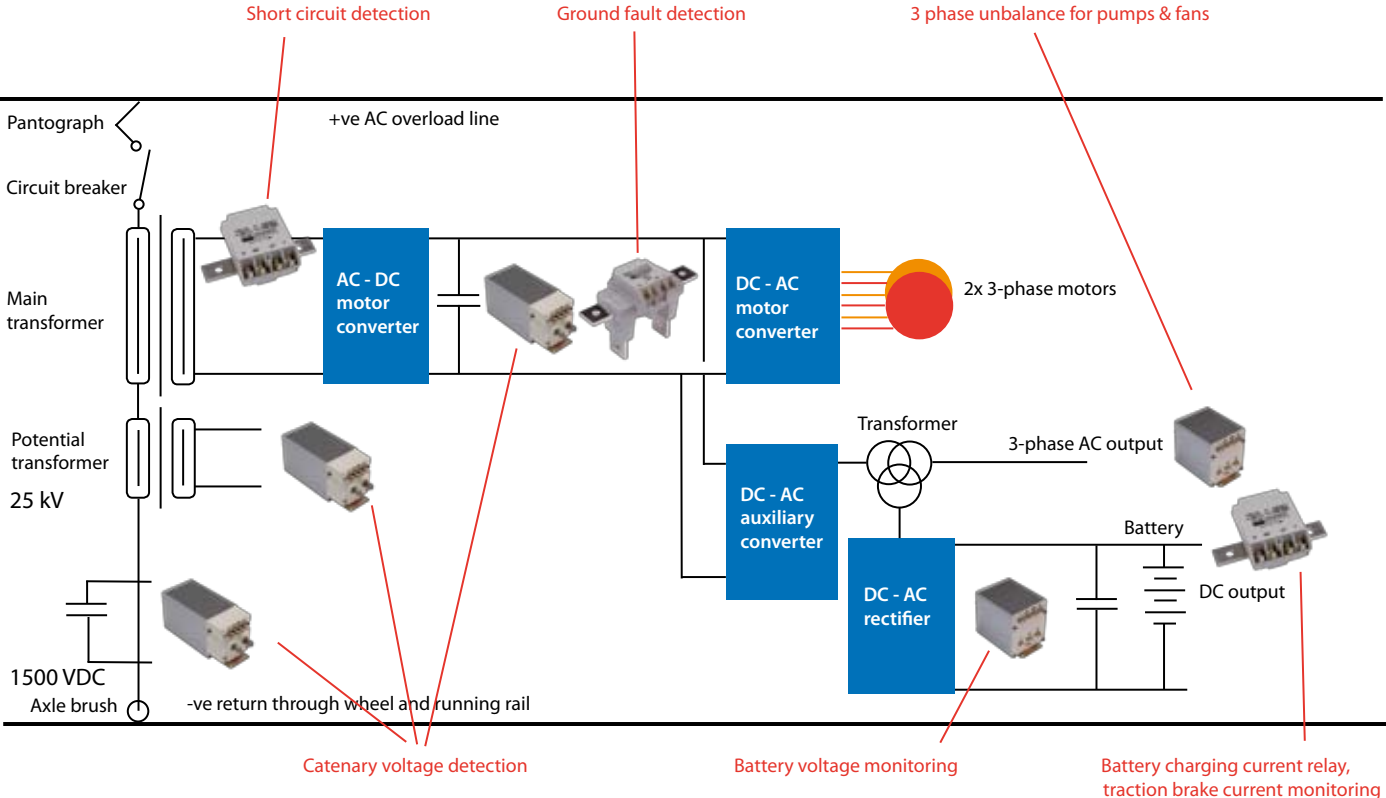
## Common technical characteristics

	 PRV	 PRA	 PRA (differential)
Voltage measuring	100 V - 3000 VAC/DC		
Current measuring		1 A - 6 kAAC/DC	1 A - 6 kAAC/DC
Typical output <sup>1</sup>	1 N/O + 1 N/C	1 N/O + 1 N/C	1 N/O + 1 N/C
Accuracy	5%	5%	5%
Dielectric strength	1.5 - 12 kV	1.5 - 12 kV	1.5 - 12 kV
Operating temperature	-50 °C...+70 °C	-50 °C...+70 °C	-50 °C...+70 °C
Connection terminals <sup>2</sup>	Faston, M5	Busbar, Faston, M6	Busbar, Faston, M6
Monitoring functions	Min. voltage Max. voltage Interval voltage Differential voltage	Min. current Max. current	Differential current
Mounting horizontal / vertical	✓	✓	✓
Mounting chassis	✓	✓	
Mounting busbar		✓	✓

<sup>1</sup> other outputs on request

<sup>2</sup> more terminals on request

## Example rolling stock



## Example infrastructure



- Metro 3rd rail voltage detection
- Tramway & metro 750 VDC line voltage detection
- Track side 1500 VDC catenary detection



- Mexico metro power supply overload detection (15000 A)
- Substation ground fault detection



# Hall effect sensors

## Closed loop voltage and current sensors

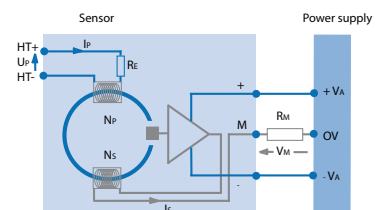
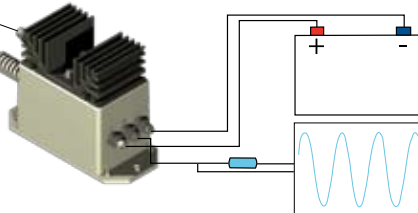
### Principle

With over 20 years experience in measurement for railway equipment, Mors Smitt has developed a new range of sensors based on closed loop hall effect technology. They allow for the measurement of all current waveforms, with high galvanic insulation between the primary and secondary circuits.

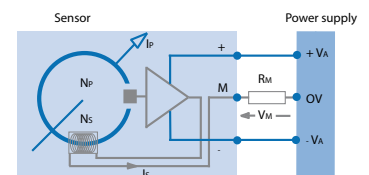
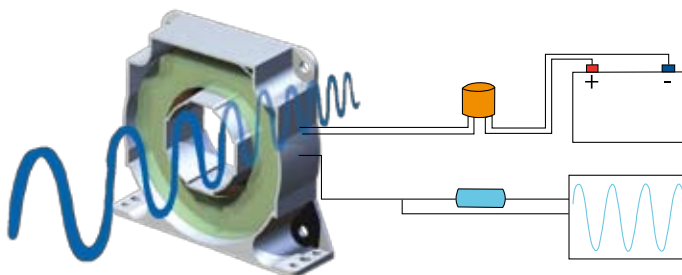
The hall effect probe placed in the air gap of the magnetic circuit provide a voltage proportional to this flux. The electronic circuit amplify the signal from the primary current  $I_p$  or voltage  $U_p$  flowing across the sensor and generates a current into the secondary  $I_s$ . This secondary current multiplied by the number of turns  $N_s$  of secondary winding cancels out the primary magnetic flux that created it. The global flow is equal to zero. The formula  $N_p \times I_p = N_s \times I_s$  is true at any time which means the measuring of instantaneous values.

The secondary output current  $I_s$  is exactly proportional to the primary current and can be passed through a measuring resistance  $R_m$ . The measuring voltage  $V_m$  at the terminals of this resistance is therefore proportional to the primary current  $I_p$ .

### Voltage sensor



### Current sensor



## Advantages

- This technology allows all current or voltage waveforms: direct, alternating and impulse currents or voltages
- Accuracy from 1% of up to 0.5% over a large frequency range (from direct to more than 100 kHz)
- High galvanic isolation from 6 kV up to 12 kV
- Excellent linearity across a wide operating temperature of -50 °C...+85 °C
- High reliability and overload capacities

## Applications


- Voltage measuring: catenary, secondary transformer and power electronics sufficient voltage monitoring for traction, track side voltage monitoring.
- Current measuring: secondary transformer, DC link power electronics overload monitoring and short circuit detection for traction and railway substations.
- Traction main converters, auxiliary converters (lighting, air conditioning), battery chargers, power electronics, railway substations.

## Product range

Voltage sensor



Current sensor



# Product range

## MSV Electronic voltage sensors

MSV100 - up to 950 VAC/DC  
MSV200 - up to 5000 VAC/DC



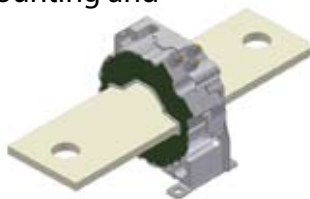
## MSA Hall effect current sensors

MSA100 - up to 100 A  
MSA200 - up to 200 A  
MSA300 - up to 300 A  
MSA500 - up to 500 A  
MSA1000 - up to 1000 A  
MSA2000 - up to 2000 A



## MSA2010 Eliptic current sensor

Up to 2000 A, accepts 10 x 1000 mm busbar direct for easy mounting and installation, cost saving.




## Specific sensor

MSA2200 - up to 5000 A  
Current measuring and detection system to trip ultra-fast power breaker.



## Modularity

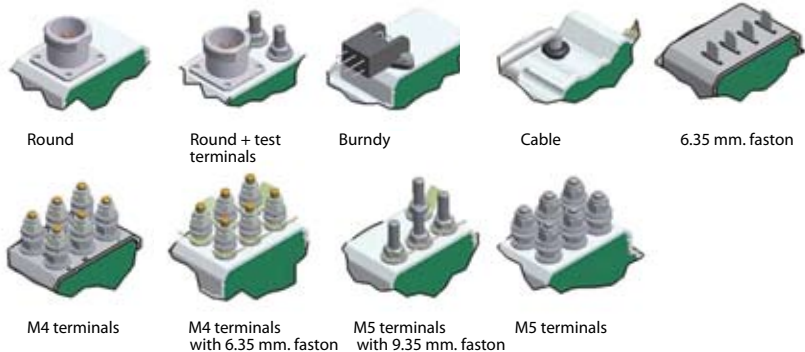
Mors Smitt sensors are designed to be mounted on chassis or directly on copper bus bar, and offer mechanical and electrical form fit solutions to replace other sensors.



*Position of connections can be placed on eight different positions*



## Choice of connection

Mors Smitt offers a wide range of configuration and connection possibilities.



# Overview

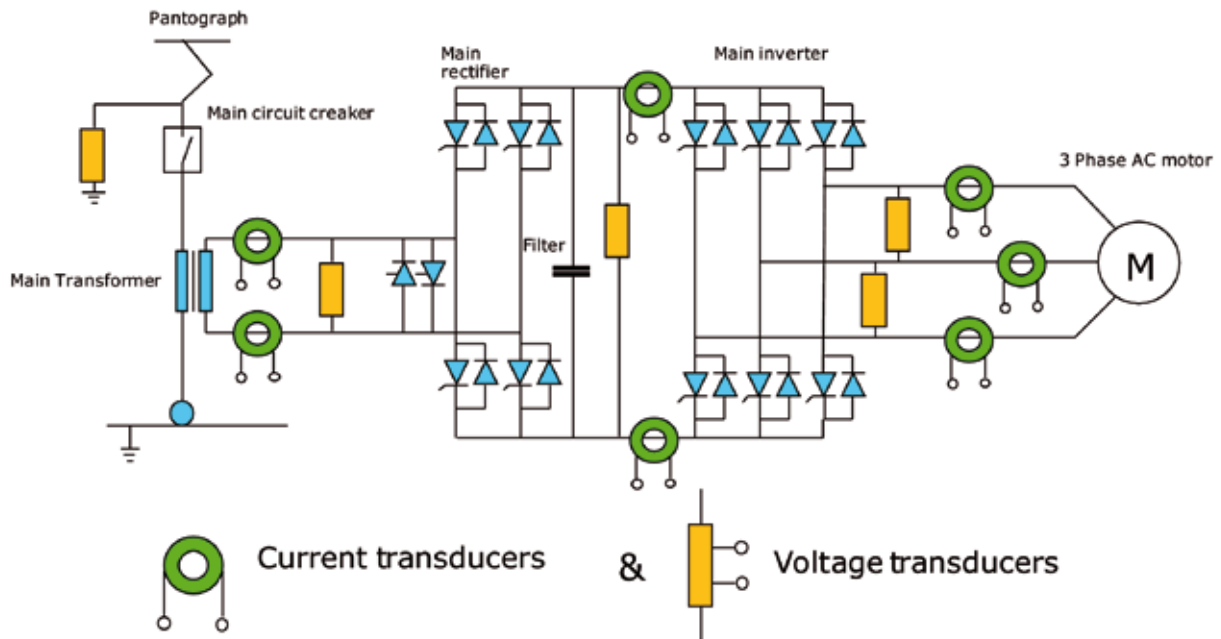
## Common technical characteristics

	 MSV	 MSA
Standard rating V	950 / 1000 / 2000 / 3000 / 4000 / 5000 V	
Standard rating A		100 / 200 / 300 / 500 / 1000 / 2000 A
Typical output <sup>1</sup>	50mA	50 / 100 / 150 / 200 / 250 / 400 / 500 mA
Auxiliary supply	± 15...24 VDC	± 15...24V DC
Accuracy	0.7 - 1%	0.5 - 1%
Dielectric strength	6 - 12kV	3 - 12 kV
Operating temperature range	-50 °C ... +85 °C	-50 °C ... +85 °C
Terminals <sup>2</sup>	Faston, M5, burndy connector	Faston, M4, M5, trim trio, cable
Horizontal / vertical mounting	✓	✓
Chassis mounting	✓	✓
Busbar mounting		✓

<sup>1</sup> other outputs on request

<sup>2</sup> other terminals on request

## Application example



Measuring and monitoring of:

- Secondary transformer overload or shortcircuit detection.
- DC link from ground fault and overload.
- Motor overload.

Measuring of:

- Catenary voltage.
- Secondary transformer for sufficient traction power.
- DC link voltage to protect power electronics.

Measuring and monitoring of:

- Phase loss or unbalanced to protect 3 phase motors.



SERVING  
SAFETY

Mors Smitt Railway Technology

# Protection components



## SALES OFFICES

### FRANCE

MS Relais SAS

Tour Rosny 2, Avenue du Général de Gaulle

F - 93118 Rosny-sous-Bois Cedex, France

T +33 (0)1 4812 1440

F +33 (0)1 4855 9001

E [sales@msrelais.com](mailto:sales@msrelais.com)

### HONG KONG

Mors Smitt Asia Ltd.

# 807, Billion Trade Centre, 31 Hung To Road

Kwun Tong, Kowloon, Hong Kong SAR

T +852 2343 5555

F +852 2343 6555

E [info@morssmitt.hk](mailto:info@morssmitt.hk)

### THE NETHERLANDS

Nieaf-Smitt B.V.

Vrieslantlaan 6

3526 AA Utrecht, The Netherlands

T +31 (0)30 288 1311

F +31 (0)30 289 8816

E [sales@nieaf-smitt.nl](mailto:sales@nieaf-smitt.nl)

### USA

Mors Smitt Technologies Inc.

420 Sackett Point Road,

North Haven, CT 06473, USA

T +1 203 287 8858

F +1 888 287 8852

E [mstechnologies@msrelais.com](mailto:mstechnologies@msrelais.com)

Your local contact:

BRO-PRS-V1.1-0411

[www.morssmitt.com](http://www.morssmitt.com)

