

V31 socket - Faston terminal, panel mount

Datasheet



Description

The V31 is a panel mount relay socket. The V31 socket has two faston connections per relay contact, so looping/daisy chaining can be done on the socket and no external connector or terminal is needed.

To prevent fault relay placement the socket can be equipped with mechanical keying to accept only designated identical keyed relays.

Clear UP  arrow for correct mounting.

Application

The V31 relay socket is suitable for general railway applications with a space saving design. Installation and replacement of relays is made easy and cost saving. No maintenance is required for the user.

Suitable for all D-U relay series.

Features

- Panel mount
- Sturdy faston terminals
- Space saving
- Suitable for all D-U relay series
- Up to two faston connections of 4.8 x 0.8 mm
- Positive mechanical keying
- Trifurcated female receiver for tight grip relay pin
- Clear terminal ID

Benefits

- Proven reliable
- Long term availability
- Easy to maintain
- Low life cycle cost
- No maintenance


Railway compliancy

- EN 50155 Electronic equipment used on rolling stock for railway applications
- IEC 60571 Electronic equipment used on railway vehicles
- NF F 16-101/102, TS 45545-2 Fire behaviour - Railway rolling stock
- NF F 62-002 On-off contact relays and fixed connections



V31 socket

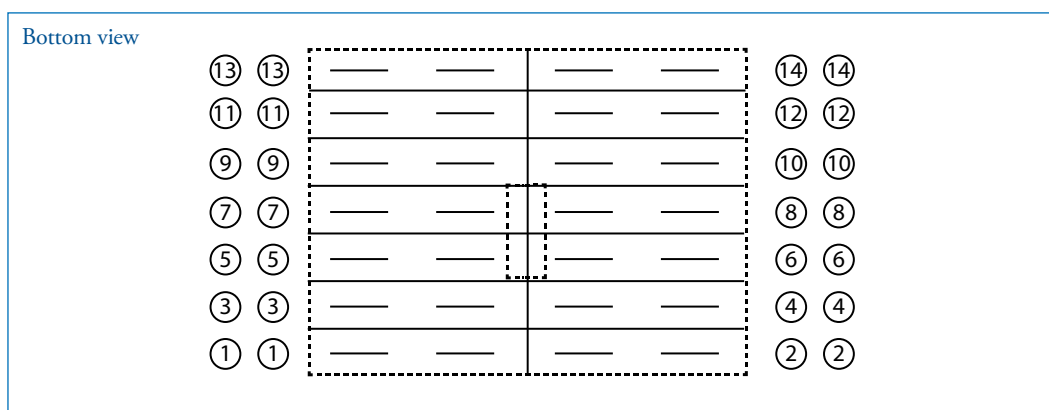
Technical specifications



Technical characteristics

Contact rating	10 A
Dielectric strength	IEC 60255 / IEC 60571, 2500 V, 50 Hz, 1 min
Protecting category	IEC 60529, IP20 (relay side)
Mounting	Panel mount
Max. ambient temperature	80 °C
Weight	60 g
Dimensions	52.5 x 40 x 34 mm
Wire size	Not applicable
Material	Polyamide 66, 30% glass
Socket contacts	Faston tabs
Faston connection per terminal	Two faston of 4.8 x 0.8 mm
Max. torque value mounting screws	1 Nm
Accessories	A104 Key receptacle

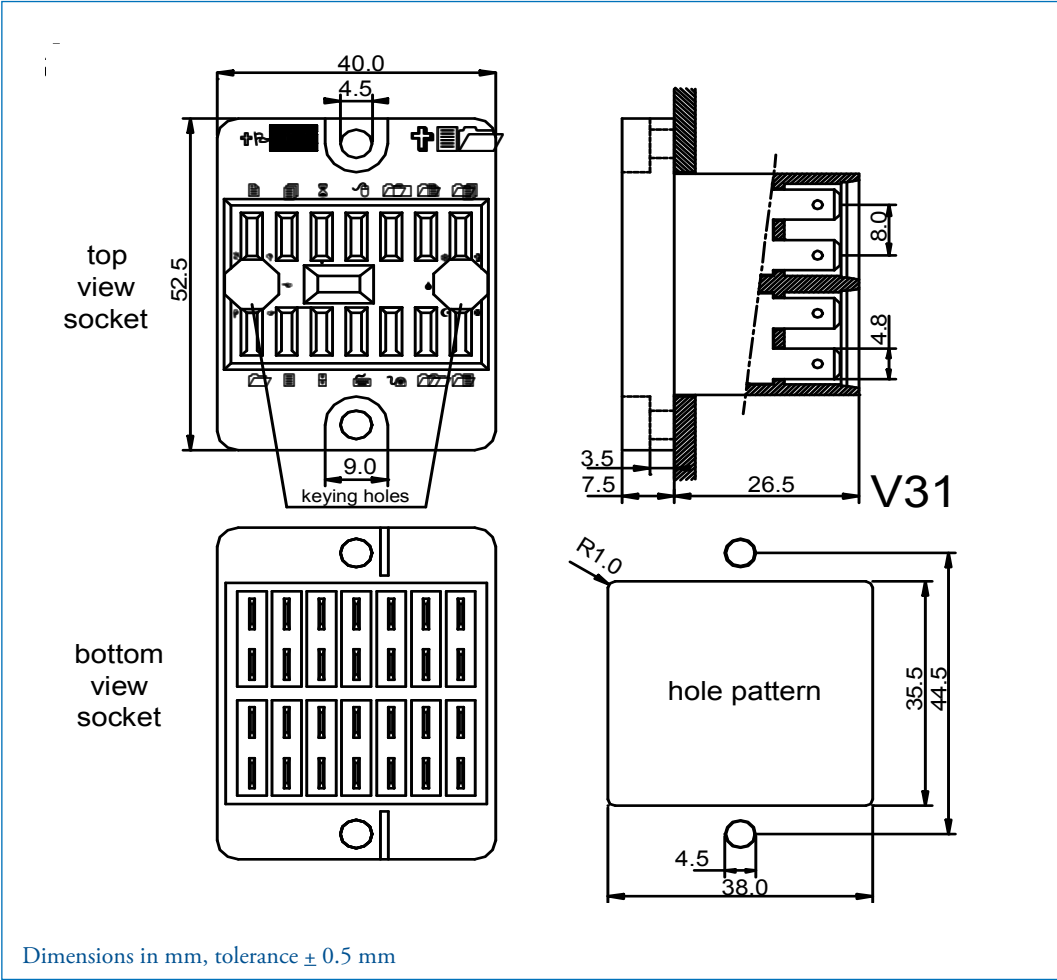
Connection diagram



V31 socket

Technical specifications

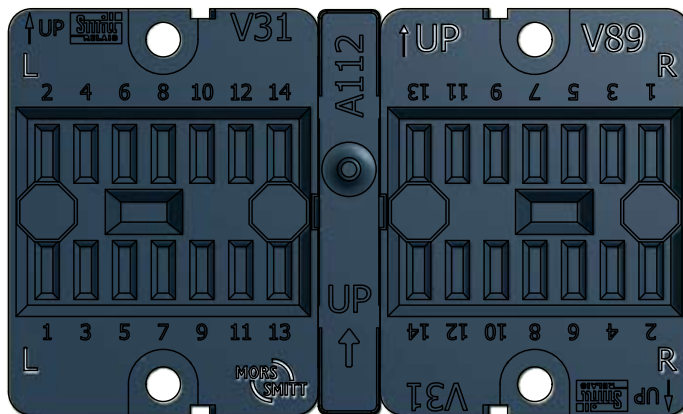
Dimensions



V31 socket

Technical specifications

V89 Faston terminal relay socket for 8 contact relays (D8 or KDN series)




For details see datasheet V89.



V31 socket

Technical specifications

Mechanical keying relay and socket (optional)



Function:

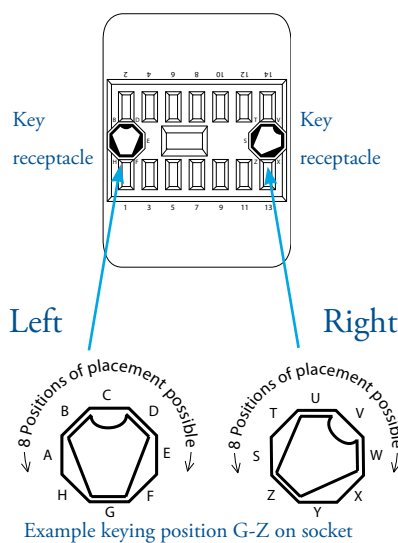
- To prevent wrong installation
- To prevent damage to equipment
- To prevent unsafe situations

Using keyed relays and sockets prevents a relay being inserted in a wrong socket. For example it prevents placing a 24 VDC relay in a 110 VDC circuit. Positive discrimination is possible per different function, coil voltage, timing, monitoring, safety and non-safety.

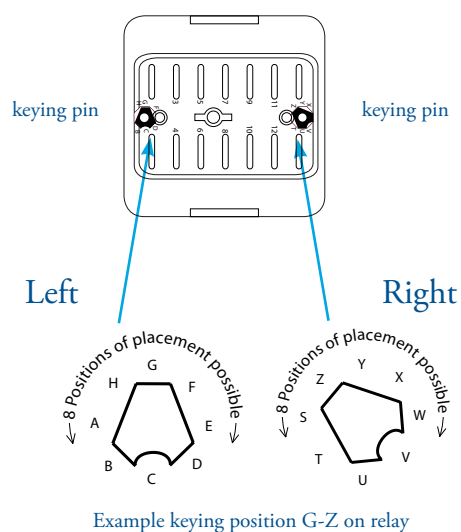
The D-Series relay socket keying option gives $8 \times 8 = 64$ possibilities. Upon ordering the customer simply indicates the need for the optional keying. Mors Smitt will assign a code to the relay and fix the pins into the relay. The sockets are supplied with loose key receptacles. Inserting the keys into the socket is very simple and self explaining.

Remark: socket and relay types are only examples.

Top view socket



Bottom view relay



V31 socket

Instructions

Installation & inspection

Installation

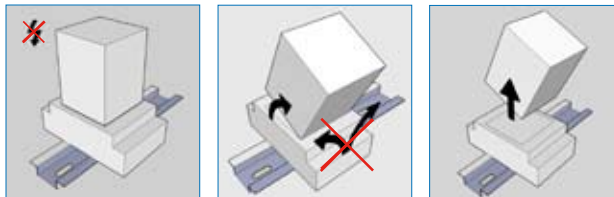
Before installation or working on the relay: disconnect the power supply first!

Install socket and connect wiring according to the terminal identification. Plug relay into the socket ensuring there is no gap between the bottom of relay and the socket. Reverse installation into the socket is not possible due to the mechanical blocking snap-lock feature.

No external retaining clip needed as the 'snap-lock' will hold the relay into the socket under all circumstances and mounting directions (according shock & vibration requirements IEC 61373, Category I, Class B, Body mounted). If regulations require an external retaining clip, this is available as well. For more information see the datasheet of the retaining clips.

Warning!

- To remove relays from the socket, employ up and down lever movements. Sideway movement may cause damage to the coil wires.



When plugging the relay into the socket, the female trifurcated receivers will automatically cut through the corrosion on the pins and guarantee a reliable connection.

Inspection


If the socket does not work after inspection of the correct wiring and relay connection, replace the unit with a similar model.

When returning products for investigation, please provide all information on the RMA form. Send defective products back to the manufacturer for repair or replacement. Normal wear and tear or external causes are excluded from warranty.



V31 socket

Ordering possibilities



Article nr	Code	Description
338000560	V31	Faston terminal relay socket
338001850	V89	Faston terminal relay socket for 8 contact relays
378690100	A104	Key receptacle





www.morssmitt.com



Mors Smitt France SAS

Tour Rosny 2, Avenue du Général de Gaulle,
F - 93118 Rosny-sous-Bois Cedex, FRANCE
T +33 (0)1 4812 1440, F +33 (0)1 4855 9001
E sales@msrelais.com

Mors Smitt Asia Ltd.

807, Billion Trade Centre, 31 Hung To Road
Kwun Tong, Kowloon, HONG KONG SAR
T +852 2343 5555, F +852 2343 6555
E info@morssmitt.hk

Mors Smitt B.V.

Vrieslantlaan 6, 3526 AA Utrecht,
NETHERLANDS
T +31 (0)30 288 1311, F +31 (0)30 289 8816
E sales@nieaf-smitt.nl

Mors Smitt Technologies Inc.

420 Sackett Point Road
North Haven, CT 06473, USA
T +1 (203) 287 8858, F +1 (888) 287 8852
E mstechnologies@msrelais.com

Mors Smitt UK Ltd.

Doulton Road, Cradley Heath
West Midlands, B64 5QB, UK
T +44 (0)1384 567 755, F +44 (0)1384 567 710
E info@morssmitt.co.uk