

V93BR socket - Screw terminal, rail mount, Datasheet

8 pole



Description

The V93BR is a 35 mm rail mount relay socket with extra space for ring tabs. The V23BR socket has one screw terminal per relay contact suitable for two wires up to 2.5 mm² and 9 mm ring tabs, so looping/daisy chaining can be done on the socket and no external connector or terminal is needed.

To prevent fault relay placement the socket can be equipped with mechanical keying to accept only designated identical keyed relays.

Clear UP ↑ arrow for correct 35 mm rail mounting.

Application

The V93BR relay socket is suitable for general industrial applications with a spacesaving design, where extra space for ring tabs is necessary. Installation and replacement of relays is made easy and costsaving. No maintenance is required for the user.

Suitable for all D8 and KDN relay series.

Features

- 35 mm rail mount
- Sturdy screw terminals
- Suitable for 9 mm ring tabs
- Height saving 35 mm rail mounting
- Suitable for all D8 and KDN relay series
- Up to two wires of 2.5 mm² per connection terminal
- Positive mechanical keying
- Bifurcated female receiver for tight grip relay pin
- Clear terminal ID

Benefits


- Proven reliable
- Long term availability
- Easy to maintain
- Low life cycle cost
- No maintenance

Industry compliancy

- EN 60947-5-1 - Electromechanical control circuit devices and switching elements
- IEC 61810 - Electromechanical elementary relays

V93BR socket

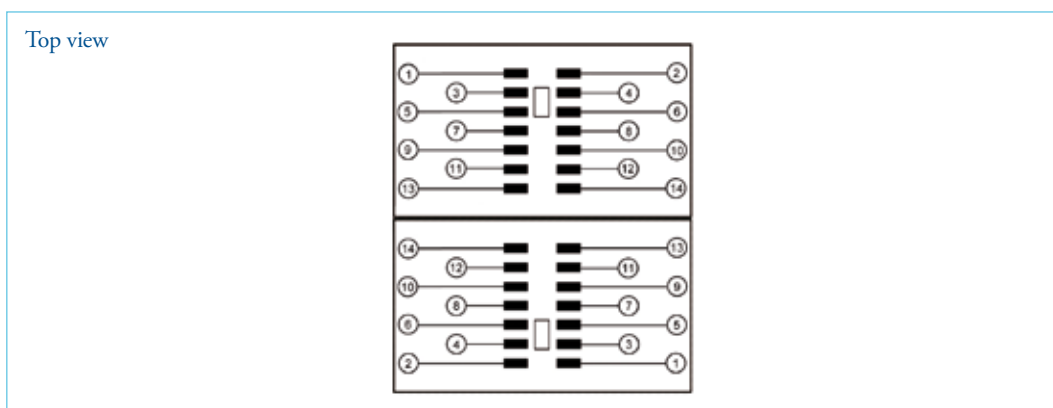
Technical specifications



Technical characteristics

Contact rating	10 A
Dielectric strength	IEC 60255 / IEC 60571, 2500 V, 50 Hz, 1 min
Protecting category	IEC 60529, IP10 (relay side)
Mounting	35 mm rail mount
Max. ambient temperature	80 °C
Weight	344 g
Dimensions	80 x 96 x 40 mm
Wire size	2 x 2.5 mm ² maximum
Material	Polyamide 66, 30% glass
Socket contacts	Screw
Max. torque value terminal screws	1 Nm
Accessories	A104 Key receptacle

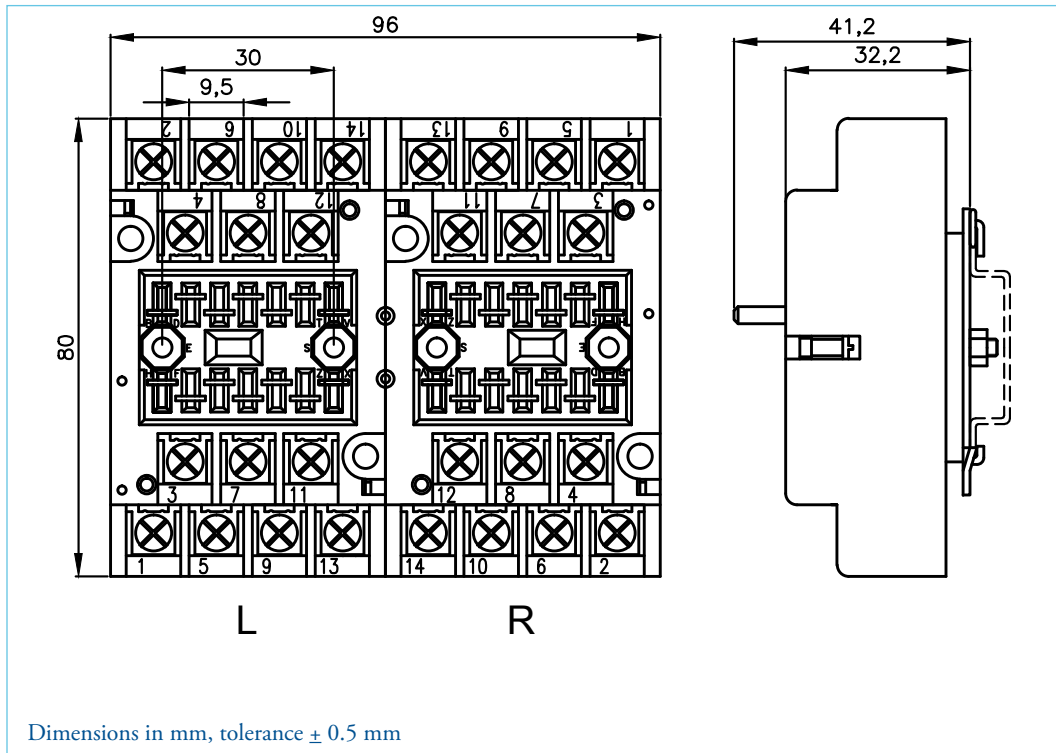
Connection diagram



V93BR socket

Technical specifications

Dimensions



V93BR socket

Technical specifications

V23BR Screw terminal relay socket for 4 contact relays (all D-relays series).




For details see datasheet V23BR.

V93BR socket

Technical specifications

Mechanical keying relay and socket (optional)



Function:

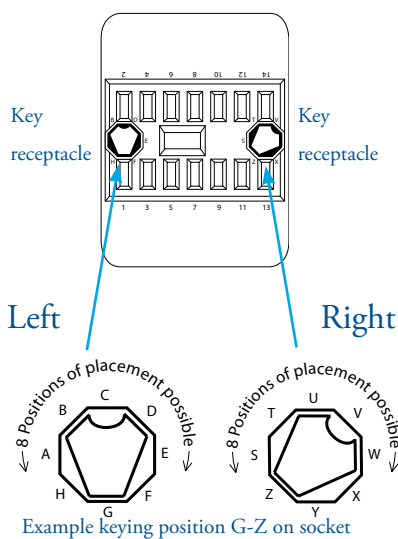
- To prevent wrong installation
- To prevent damage to equipment
- To prevent unsafe situations

Using keyed relays and sockets prevents a relay being inserted in a wrong socket. For example it prevents placing a 24 VDC relay in a 110 VDC circuit. Positive discrimination is possible per different function, coil voltage, timing, monitoring, safety and non-safety.

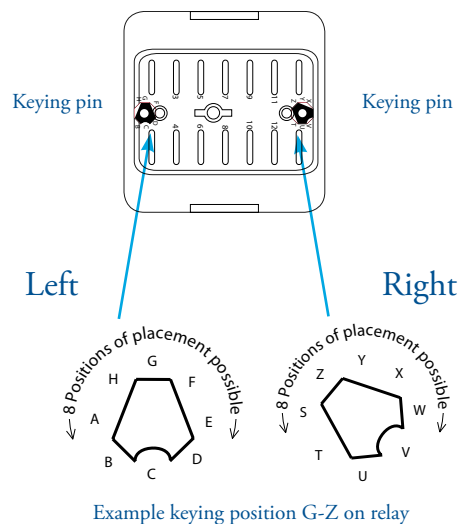
The D-relay socket keying option gives $8 \times 8 = 64$ possibilities. Upon ordering the customer simply indicates the need for the optional keying. Mors Smitt will assign a code to the relay and fix the pins into the relay. The sockets are supplied with loose key receptacles. Inserting the keys into the socket is very simple and self explaining.

Remark: Sockets and relay shown are only examples.

Top view socket



Bottom view relay



V93BR socket

Technical specifications

Installation & inspection

Installation

Before installation or working on the relay: disconnect the power supply first!

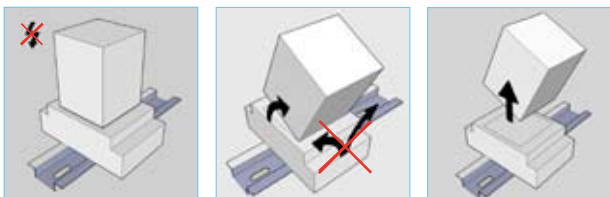
Install socket and connect wiring according to the terminal identification. Plug relay into the socket ensuring there is no gap between the bottom of relay and the socket. Reverse installation into the socket is not possible due to the mechanical blocking snap-lock feature.

No external retaining clip needed as the 'snap-lock' will hold the relay into the socket under all circumstances and mounting directions (according shock & vibration requirements IEC 61373, Category I, Class B, Body mounted).

Always mount the socket in the dimension of the up arrow.

Warning!

- To remove relays from the socket, employ up and down lever movements. Sideway movement may cause damage to the coil wires.



When plugging the relay into the socket, the female bifurcated receivers will automatically cut through the corrosion on the pins and guarantee a reliable connection.

Inspection

If the socket does not work after inspection of the correct wiring and relay connection, replace the unit with a similar model.

When returning products for investigation, please provide all information on the RMA form. Send defective products back to the manufacturer for repair or replacement. Normal wear and tear or external causes are excluded from warranty.



V93BR socket

Ordering possibilities



Article nr	Code	Description
338003925	V93BR	Screw terminal relay socket for 8 contact relays
338000402	V23BR	Screw terminal relay socket
378690100	A104	Key receptacle





Mors Smitt France SAS

Tour Rosny 2, Avenue du Général de Gaulle,
F - 93118 Rosny-sous-Bois Cedex, France
T +33 (0)1 4812 1440, F +33 (0)1 4855 9001
E sales@msrelais.com

Mors Smitt Asia Ltd.

807, Billion Trade Centre, 31 Hung To Road
Kwun Tong, Kowloon, Hong Kong
T +852 2343 5555, F +852 2343 6555
E info@morssmitt.hk

Mors Smitt B.V.

Vrieslantlaan 6, 3526 AA Utrecht,
Netherlands
T +31 (0)30 288 1311, F +31 (0)30 289 8816
E sales@nieaf-smitt.nl

Mors Smitt Technologies inc.

420 Sackett Point Road
North Haven, Ct 06473, USA
T +1 (203) 287 8858, F +1 (888) 287 8852
E mstechnologies@msrelais.com

Mors Smitt UK Ltd

Doulton Road, Cradley Heath
West Midlands, B64 5QB, UK
T +44 (0) 1384 567 755, F +44 (0) 1384 567 710
E info@morssmitt.co.uk