

V96 socket - Soldering terminals, panel mount, 8 pole

Datasheet



Description

The V96 is a panel / flush mount relay socket for soldering wires onto solder tags. The V96 socket has one terminal per relay contact.

The V96 relay socket has no internal connections which makes it highly reliable.

To prevent fault relay placement the socket can be equipped with mechanical keying to accept only designated identical keyed relays.

Application

The V96 relay socket is suitable for general railway applications with a space saving design. Installation and replacement of relays is made easy and cost saving. No maintenance is required for the user.

Suitable for all D8 and KDN relay series.

Features

- Panel / flush mount
- Sturdy soldering terminals
- No internal soldering connections
- Space saving
- Suitable for all D8 and KDN relay series
- Positive mechanical keying
- Bifurcated female receiver for tight grip relay pin
- Clear terminal ID

Benefits

- Proven reliable
- Long term availability
- Easy to maintain
- Low life cycle cost
- No maintenance


Railway compliancy

- EN 50155 Electronic equipment used on rolling stock for railway applications
- IEC 60571 Electronic equipment used on railway vehicles
- NF F 16-101/102, TS 45545-2 Fire behaviour - Railway rolling stock
- NF F 62-002 On-off contact relays and fixed connections



V96 socket

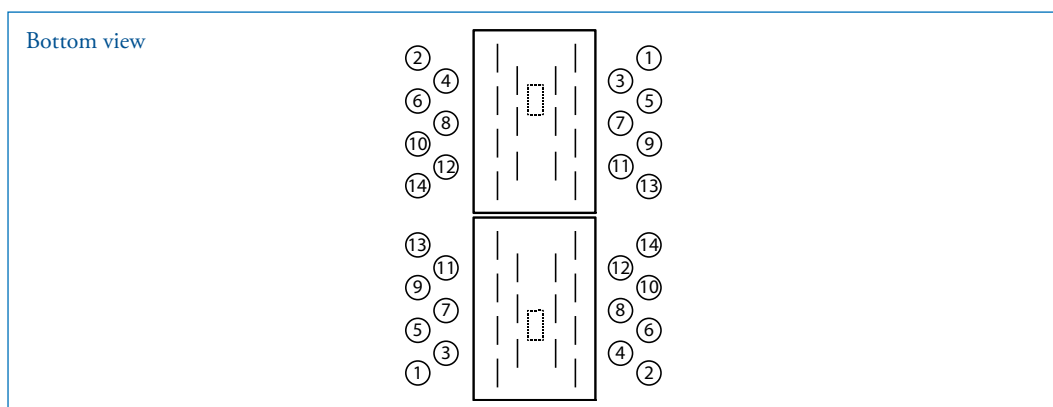
Technical specifications



Technical characteristics

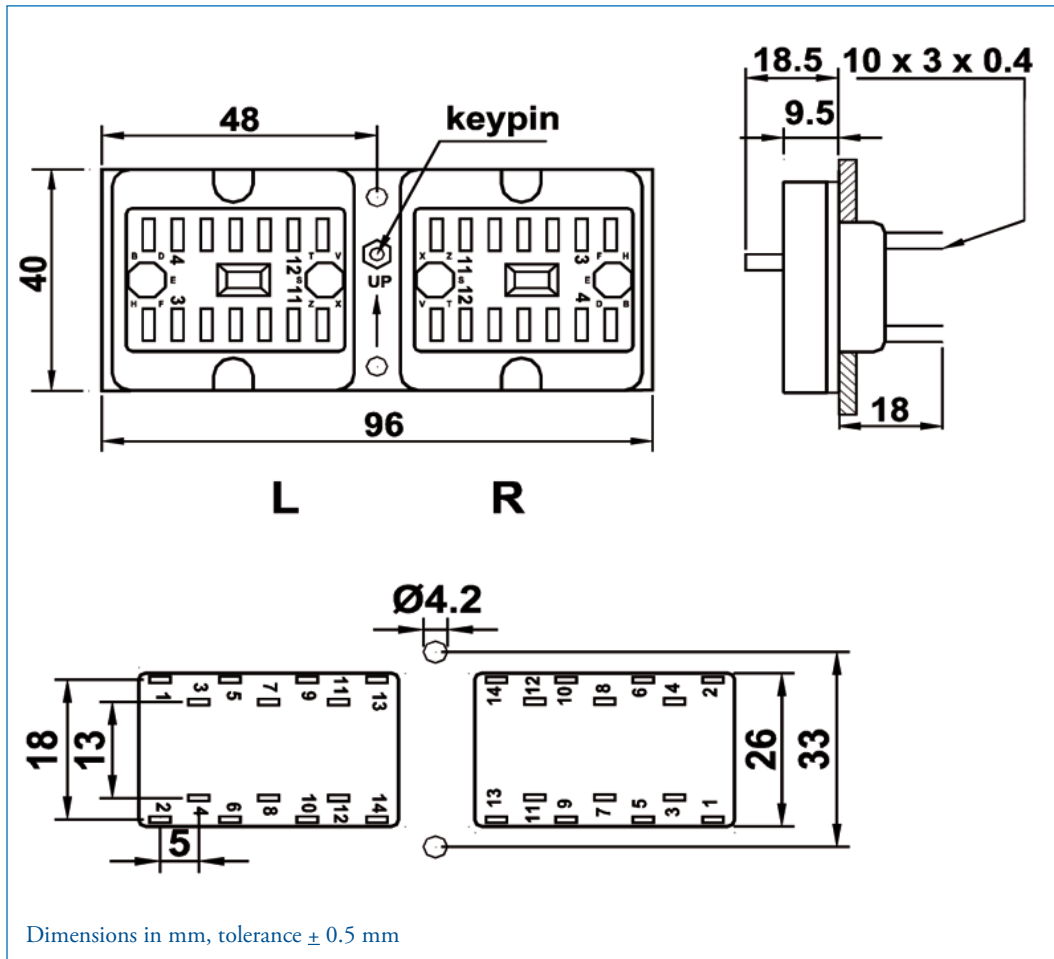
Contact rating	10 A
Dielectric strength	IEC 60255 / IEC 60571, 2500 V, 50 Hz, 1 min
Protecting category	IEC 60529, IP20 (relay side)
Mounting	Panel / flush mount
Max. ambient temperature	80 °C
Weight	66 g
Dimensions	40 x 96 x 27.5 mm
Wire size	1.5 mm ² maximum
Material	Polyamide 66, 30% glass
Socket contacts	Solder tags
Max. torque value mounting screws	1 Nm
Accessories	A104 Key receptacle

Connection diagram



V96 socket

Drawings & dimensions



V96 socket

Technical specifications

V3 Panel / flush mount for 4 contact relays (all D-U relay series).




For details see datasheet V3.



V96 socket Keying

Mechanical keying relay and socket (optional)



Function:

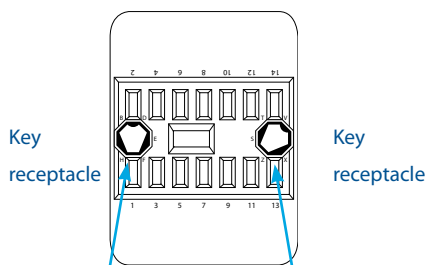
- To prevent wrong installation
- To prevent damage to equipment
- To prevent unsafe situations

Use keyed relays and sockets prevents a relay being inserted in a wrong socket. For example it prevents placing a 24 VDC relay in a 110 VDC circuit. Positive discrimination is possible per different function, coil voltage, timing, monitoring, safety and non-safety.

The D-series relay socket keying option gives $8 \times 8 = 64$ possibilities. Upon ordering the customer simply indicates the need for the optional keying. Mors smitt will assign a code to the relay and fix the pins into the relay. The sockets are supplied with loose key receptacles. Inserting the keys into the socket is very simple and self explaining.

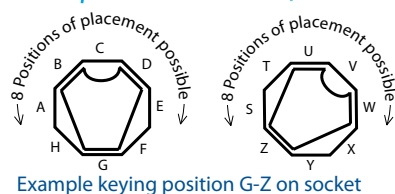
Remark: socket and relay type are only examples.

Top view socket

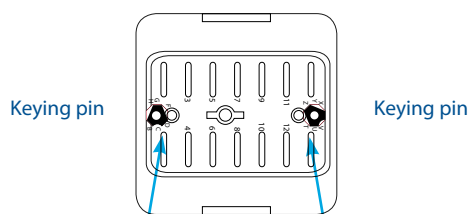


Left

Right

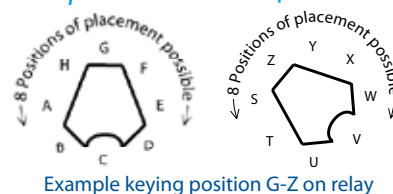


Bottom view relay



Left

Right



V96 socket Instructions

Installation & inspection

Installation

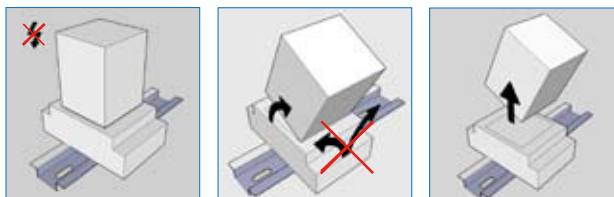
Before installation or working on the relay: disconnect the power supply first!

Install socket and connect wiring according to the terminal identification. Plug relay into the socket ensuring there is no gap between the bottom of relay and the socket. Reverse installation into the socket is not possible due to the mechanical blocking snap-lock feature.

No external retaining clip needed as the 'snap-lock' will hold the relay into the socket under all circumstances and mounting directions (according shock & vibration requirements IEC 61373, Category I, Class B, Body mounted).

Warning!

- To remove relays from the socket, employ up and down lever movements. Sideway movement may cause damage to the coil wires.



When plugging the relay into the socket, the female bifurcated receivers will automatically cut through the corrosion on the pins and guarantee a reliable connection.

Inspection


If the socket does not work after inspection of the correct wiring and relay connection, replace the unit with a similar model.

When returning products for investigation, please provide all information on the RMA form. Send defective products back to the manufacturer for repair or replacement. Normal wear and tear or external causes are excluded from warranty.



V96 socket

Ordering possibilities



Article nr	Code	Description
338100200	V96	Panel / flush mount for 8 contact relays
338100100	V3	Panel / flush mount relay socket
378690100	A104	Key receptacle





www.morssmitt.com



Mors Smitt France SAS

Tour Rosny 2, Avenue du Général de Gaulle,
F - 93118 Rosny-sous-Bois Cedex, FRANCE
T +33 (0)1 4812 1440, F +33 (0)1 4855 9001
E sales@msrelais.com

Mors Smitt Asia Ltd.

807, Billion Trade Centre, 31 Hung To Road
Kwun Tong, Kowloon, HONG KONG SAR
T +852 2343 5555, F +852 2343 6555
E info@morssmitt.hk

Mors Smitt B.V.

Vrieslantlaan 6, 3526 AA Utrecht,
NETHERLANDS
T +31 (0)30 288 1311, F +31 (0)30 289 8816
E sales@nieaf-smitt.nl

Mors Smitt Technologies Inc.

420 Sackett Point Road
North Haven, CT 06473, USA
T +1 (203) 287 8858, F +1 (888) 287 8852
E mstechnologies@msrelais.com

Mors Smitt UK Ltd.

Doulton Road, Cradley Heath
West Midlands, B64 5QB, UK
T +44 (0)1384 567 755, F +44 (0)1384 567 710
E info@morssmitt.co.uk